

3 INSTRUCTION TO INVESTMENT PROVIDER

Please accept this as my/our instruction to encash the assets held in the pension’s investment account as directed in section 2 above.

Please remit the cash proceeds of the encashment to the pension’s designated bank account using the account details provided by Embark Pensions in section 4 below.

If there are any income or other payments (including dividends) yet to be credited to the account, please provide full details of any expected payments to Embark Pensions.

If your pension has an additional Trustee, please ensure they sign below.

Member Signature: 

Additional Trustee Signature: 

Date:

	D		D		M		M		Y		Y	
--	---	--	---	--	---	--	---	--	---	--	---	--

Hornbuckle Mitchell Trustees Limited or, in the case of the Freedom SIPP, Avalon SIPP Trustees Limited.

4 BANK DETAILS

This section is for completion by Embark Pensions.

Bank: _____

Account Name: _____


Account Number:


--	--	--	--	--	--	--	--	--	--	--	--	--	--	--	--	--	--	--	--


 Sort Code:


--	--	--	--	--	--	--	--	--	--	--	--	--	--	--	--	--	--	--	--




 0116 366 8600

 0845 125 6700

 sippservicing@embarkpensions.co.uk

 Embark Pensions, Tyman House, 42 Regent Road, Leicester LE1 6YJ

 embarkpensions.co.uk/closed-products